BIAZA Spotted on Site Project – Exporting and tidying up the data

Exporting the data you need

1. First you will need to load up the SOS project onto the main homepage (your screen should look like this):

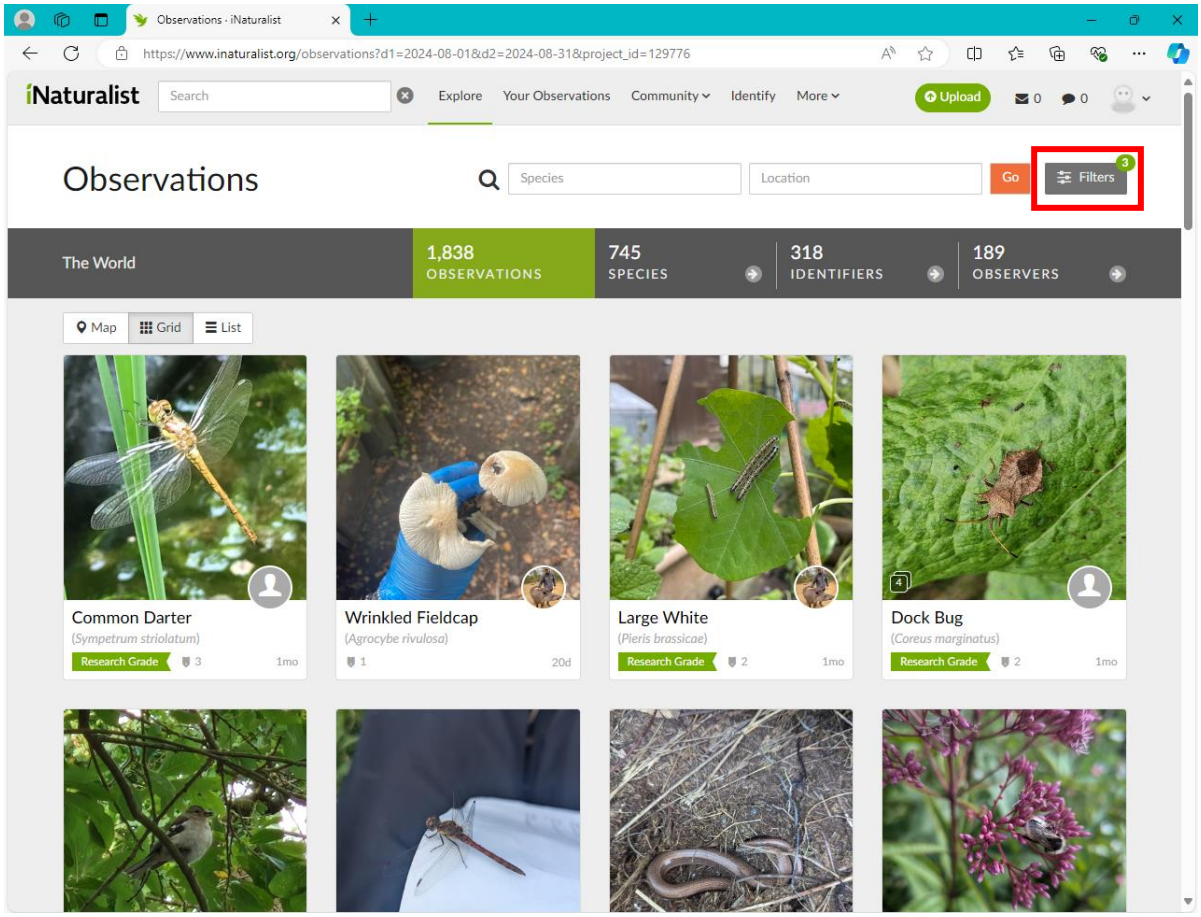

2. You will then need to go to the 'Filters' button in the top right corner (highlighted by the red box). By pressing this button, you will be given the following pop-up. You will need to press the 'Download' button in the bottom right corner of this pop-up (again highlighted in red):

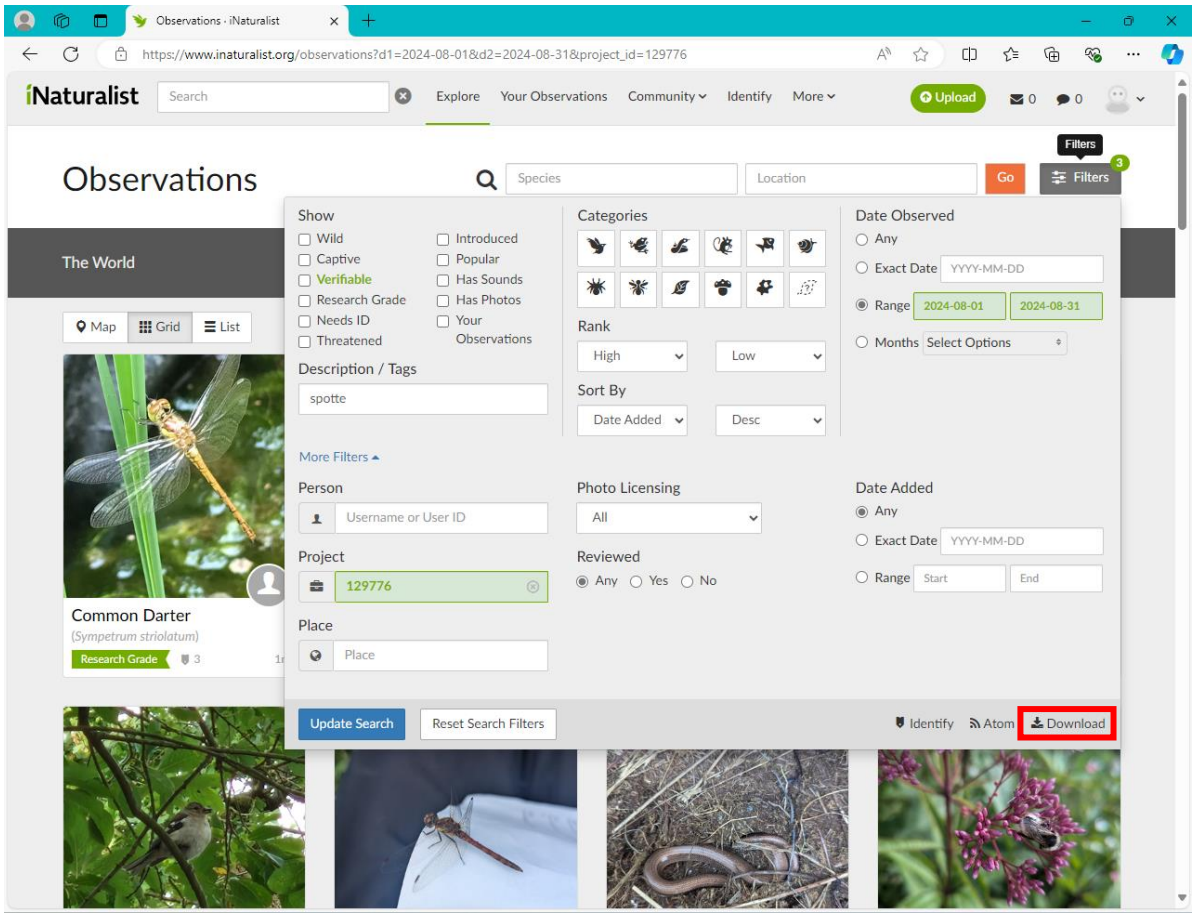

3. From this, you are able to customise what parameters you want such as the taxa, the date range and whether the observations are research grade or not (as seen in the second photo and can be found by scrolling down the page):

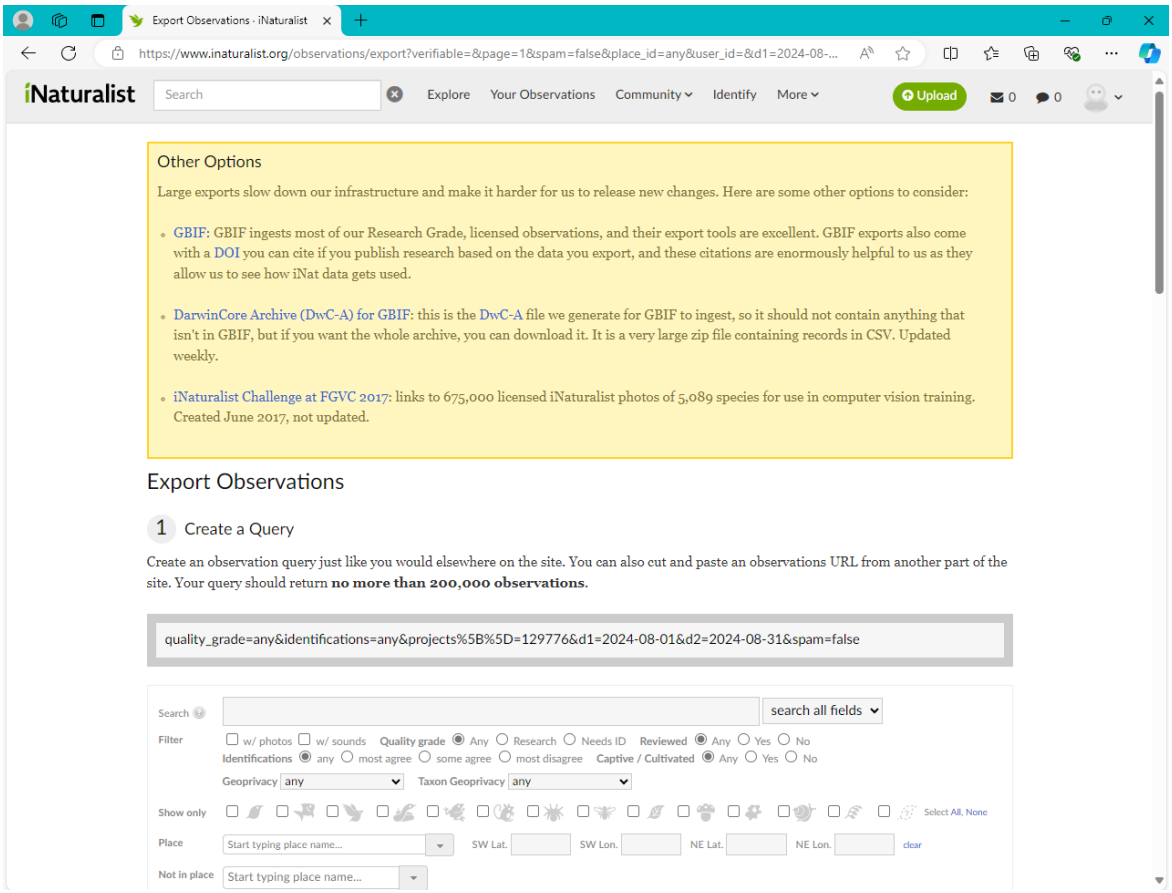

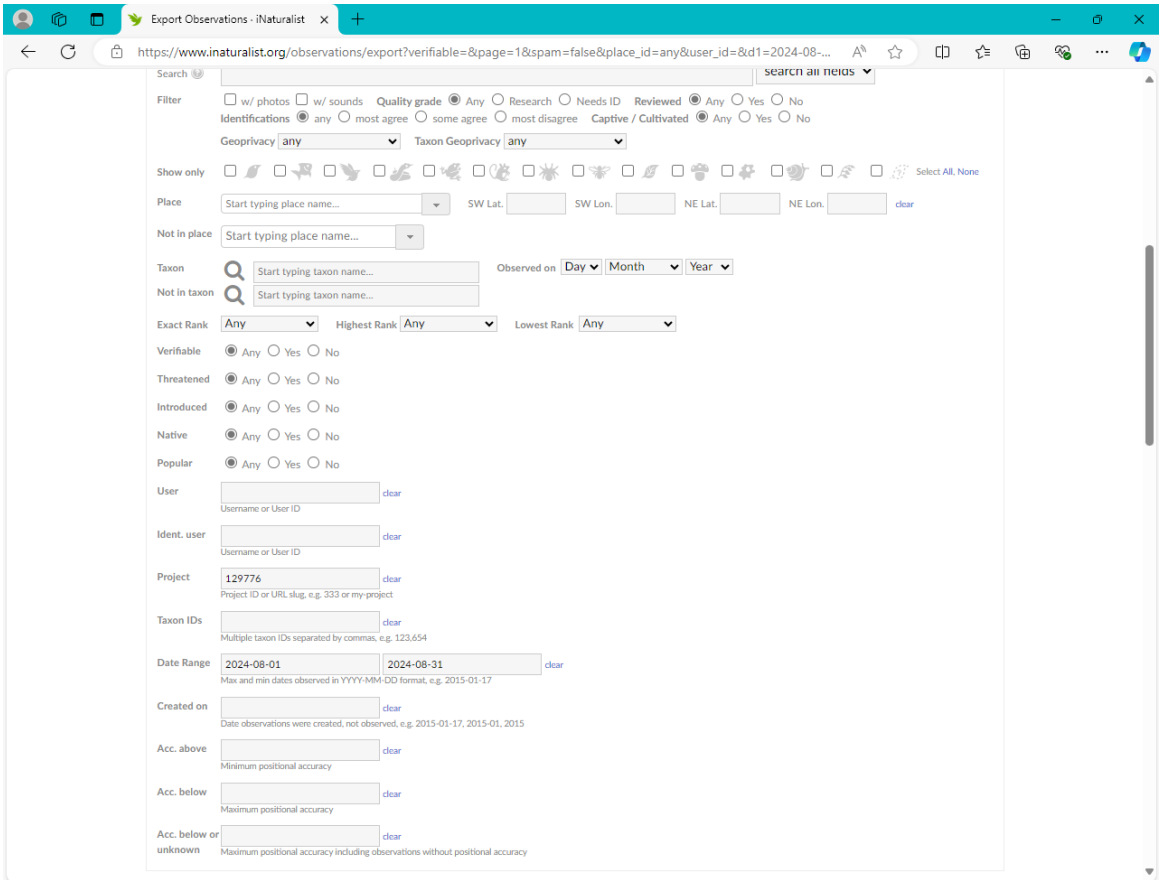

4. Right at the bottom of the page, you will find the 'Create export' button, press this and you will be able to export your data as an excel spreadsheet.

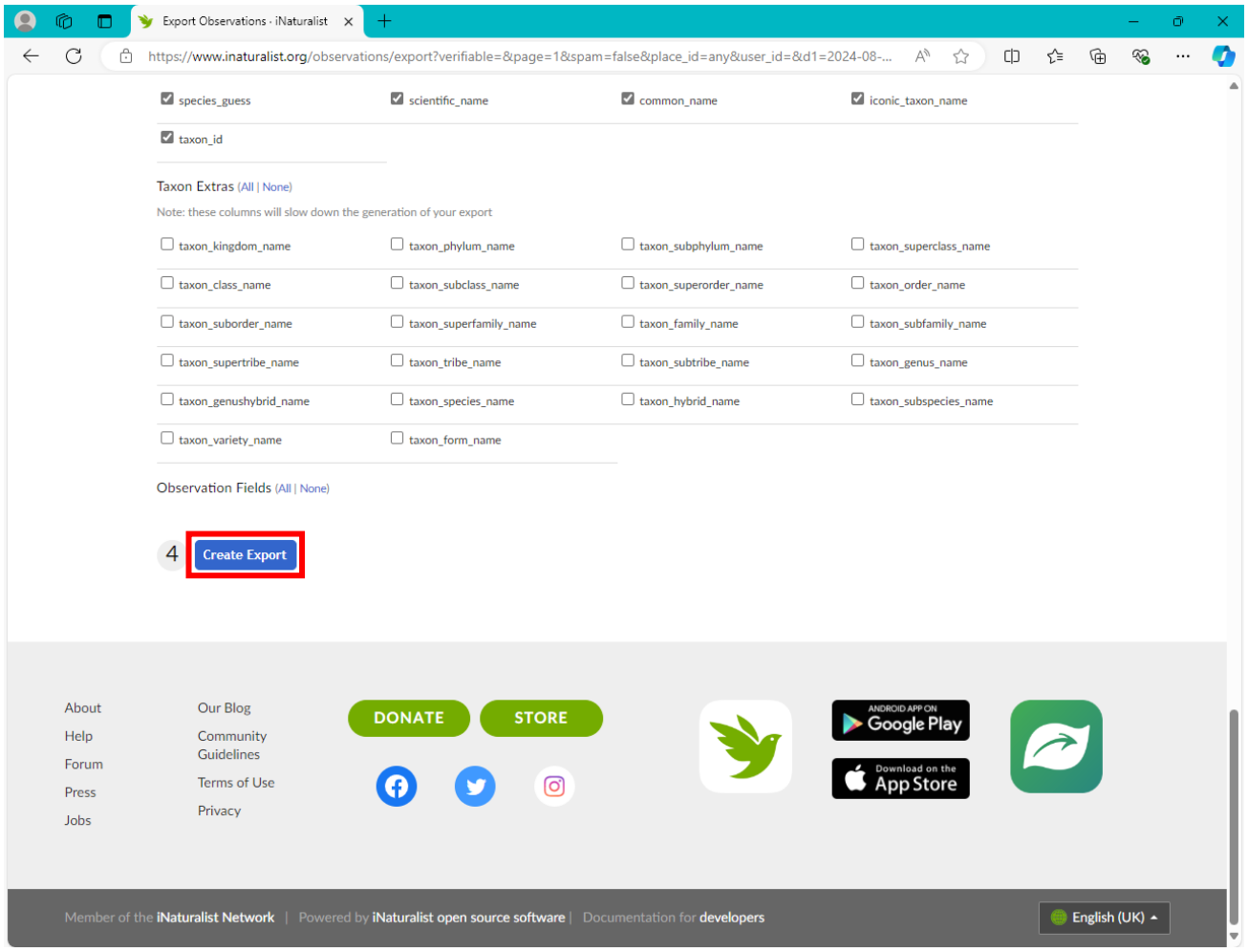

Tidying up the Data

1. When you first open your exported data, you will be given a very large and very scary excel spreadsheet that looks like this:

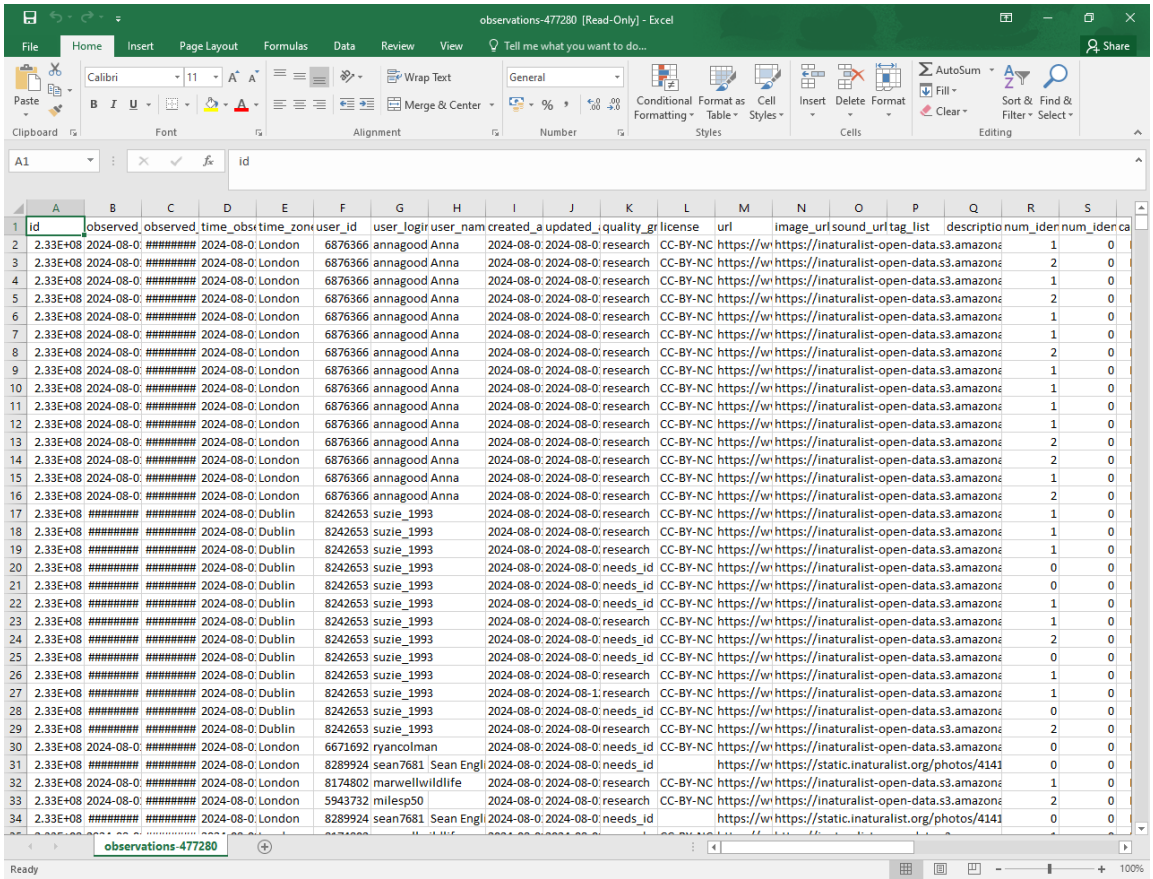

2. The first thing that needs to be done is to make sure all observations are correctly assigned to a zoo. To do this, you will need to scroll across to column V, titled ‘place_guess’ which has been highlighted in yellow below:

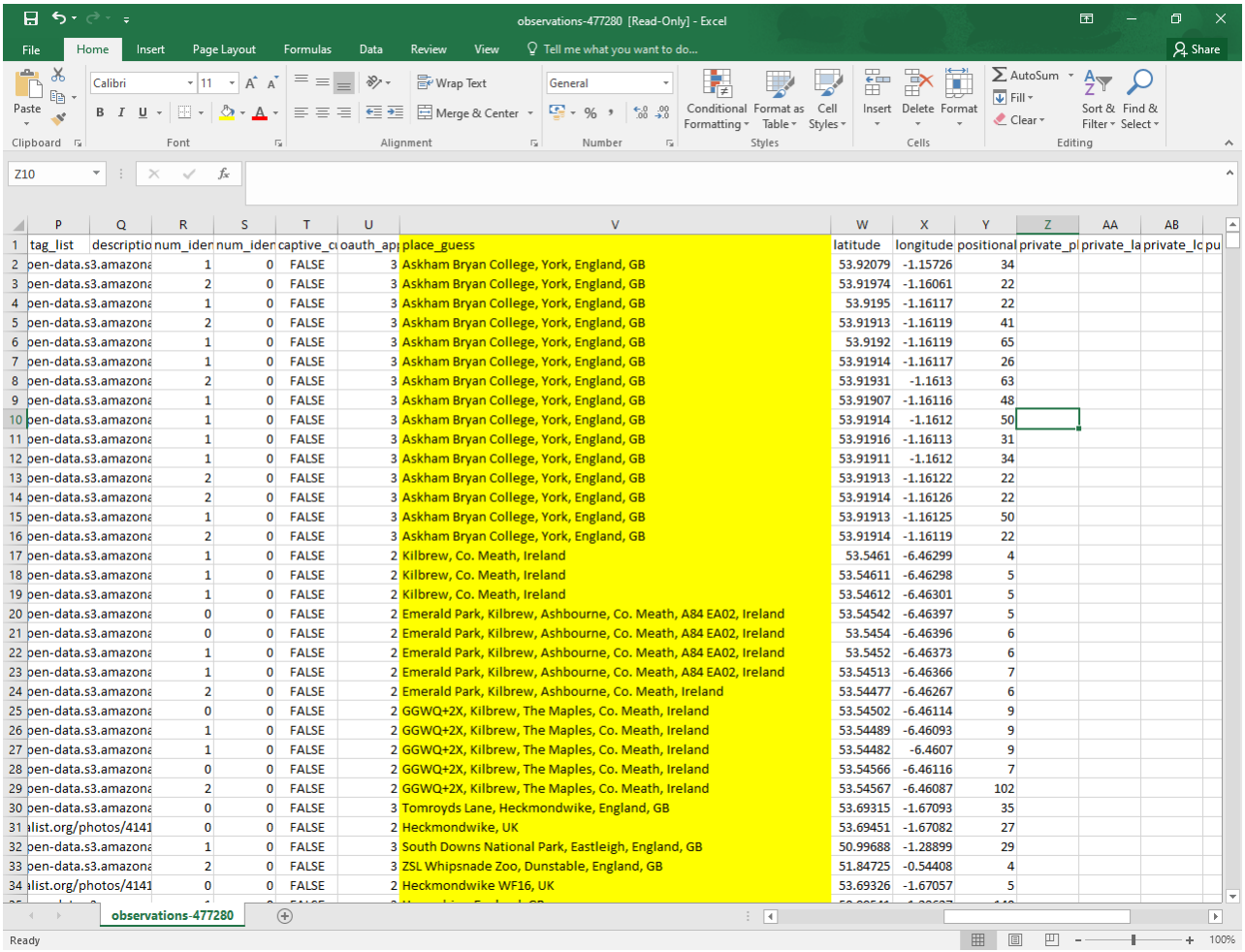

tag_list	descriptio	num_iden	num_iden	captive_c	oauth_ap	place_guess	latitude	longitude	positional	private_pl	private_la	private_lc	pu
pen-data.s3.amazona		1	0	FALSE	3	Askham Bryan College, York, England, GB	53.92079	-1.15726	34				
pen-data.s3.amazona		2	0	FALSE	3	Askham Bryan College, York, England, GB	53.91974	-1.16061	22				
pen-data.s3.amazona		1	0	FALSE	3	Askham Bryan College, York, England, GB	53.9195	-1.16117	22				
pen-data.s3.amazona		2	0	FALSE	3	Askham Bryan College, York, England, GB	53.91913	-1.16119	41				
pen-data.s3.amazona		1	0	FALSE	3	Askham Bryan College, York, England, GB	53.9192	-1.16119	65				
pen-data.s3.amazona		1	0	FALSE	3	Askham Bryan College, York, England, GB	53.91914	-1.16117	26				
pen-data.s3.amazona		2	0	FALSE	3	Askham Bryan College, York, England, GB	53.91931	-1.1613	63				
pen-data.s3.amazona		1	0	FALSE	3	Askham Bryan College, York, England, GB	53.91907	-1.16116	48				
pen-data.s3.amazona		1	0	FALSE	3	Askham Bryan College, York, England, GB	53.91914	-1.1612	50				
pen-data.s3.amazona		1	0	FALSE	3	Askham Bryan College, York, England, GB	53.91916	-1.16113	31				
pen-data.s3.amazona		1	0	FALSE	3	Askham Bryan College, York, England, GB	53.91911	-1.1612	34				
pen-data.s3.amazona		2	0	FALSE	3	Askham Bryan College, York, England, GB	53.91913	-1.16122	22				
pen-data.s3.amazona		2	0	FALSE	3	Askham Bryan College, York, England, GB	53.91914	-1.16126	22				
pen-data.s3.amazona		1	0	FALSE	3	Askham Bryan College, York, England, GB	53.91913	-1.16125	50				
pen-data.s3.amazona		2	0	FALSE	3	Askham Bryan College, York, England, GB	53.91914	-1.16119	22				
pen-data.s3.amazona		1	0	FALSE	2	Kilbrew, Co. Meath, Ireland	53.5461	-6.46299	4				
pen-data.s3.amazona		1	0	FALSE	2	Kilbrew, Co. Meath, Ireland	53.54611	-6.46298	5				
pen-data.s3.amazona		1	0	FALSE	2	Kilbrew, Co. Meath, Ireland	53.54612	-6.46301	5				
pen-data.s3.amazona		0	0	FALSE	2	Emerald Park, Kilbrew, Ashbourne, Co. Meath, A84 EA02, Ireland	53.54542	-6.46397	5				
pen-data.s3.amazona		0	0	FALSE	2	Emerald Park, Kilbrew, Ashbourne, Co. Meath, A84 EA02, Ireland	53.5454	-6.46396	6				
pen-data.s3.amazona		1	0	FALSE	2	Emerald Park, Kilbrew, Ashbourne, Co. Meath, A84 EA02, Ireland	53.5452	-6.46373	6				
pen-data.s3.amazona		1	0	FALSE	2	Emerald Park, Kilbrew, Ashbourne, Co. Meath, A84 EA02, Ireland	53.54513	-6.46366	7				
pen-data.s3.amazona		2	0	FALSE	2	Emerald Park, Kilbrew, Ashbourne, Co. Meath, Ireland	53.54477	-6.46267	6				
pen-data.s3.amazona		0	0	FALSE	2	GGWQ+2X, Kilbrew, The Maples, Co. Meath, Ireland	53.54502	-6.46114	9				
pen-data.s3.amazona		1	0	FALSE	2	GGWQ+2X, Kilbrew, The Maples, Co. Meath, Ireland	53.54489	-6.46093	9				
pen-data.s3.amazona		1	0	FALSE	2	GGWQ+2X, Kilbrew, The Maples, Co. Meath, Ireland	53.54482	-6.4607	9				
pen-data.s3.amazona		0	0	FALSE	2	GGWQ+2X, Kilbrew, The Maples, Co. Meath, Ireland	53.54566	-6.46116	7				
pen-data.s3.amazona		2	0	FALSE	2	GGWQ+2X, Kilbrew, The Maples, Co. Meath, Ireland	53.54567	-6.46087	102				
pen-data.s3.amazona		0	0	FALSE	3	Tomroyds Lane, Heckmondwike, England, GB	53.69315	-1.67093	35				
alist.org/photos/4141		0	0	FALSE	2	Heckmondwike, UK	53.69451	-1.67082	27				
pen-data.s3.amazona		1	0	FALSE	3	South Downs National Park, Eastleigh, England, GB	50.99688	-1.28899	29				
pen-data.s3.amazona		2	0	FALSE	3	ZSL Whipsnade Zoo, Dunstable, England, GB	51.84725	-0.54408	4				
alist.org/photos/4141		0	0	FALSE	2	Heckmondwike WF16, UK	53.69326	-1.67057	5				

3. I suggest that you add a column to the right where you will write all of the zoo names. I usually just name this column ‘Zoo’. From this, you will then need to ensure that the top row has been selected and filtered to look like this:

descrip	num_id	num_id	captive	oauth_	place_guess	Zoo	latitud	longitu	positio	private
3.amazona	1	0	FALSE	3	Askham Bryan College, York, England, GB		53.92079	-1.15726	34	
3.amazona	2	0	FALSE	3	Askham Bryan College, York, England, GB		53.91974	-1.16061	22	
3.amazona	1	0	FALSE	3	Askham Bryan College, York, England, GB		53.9195	-1.16117	22	
3.amazona	2	0	FALSE	3	Askham Bryan College, York, England, GB		53.91913	-1.16119	41	
3.amazona	1	0	FALSE	3	Askham Bryan College, York, England, GB		53.9192	-1.16119	65	

4. To find out which zoo all the different observations have come from, you will need to use the iNaturalist project. Go back to the homepage and select the map so your screen looks like this:

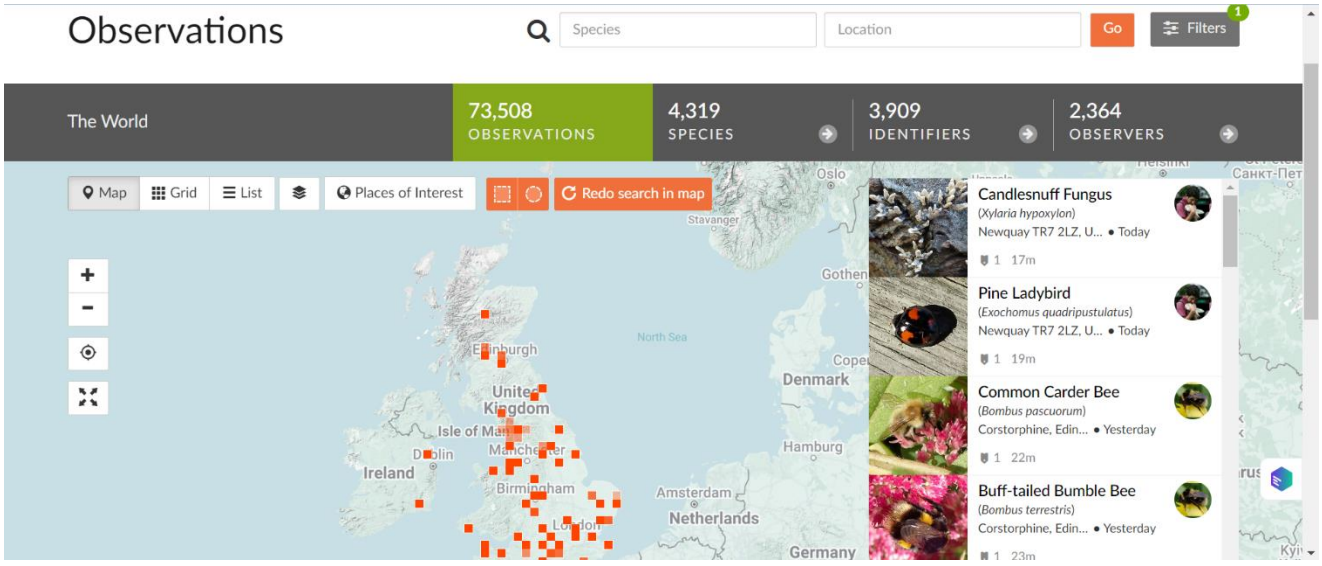

5. From here you can use the 'Location' box to copy and paste the 'place_guess' into. It will then bring up a box in the rough location of that observation. You may need to edit the size of the box to ensure it covers the whole zoo.
6. Select 'List' on the SOS project to see all the 'place guess' names so that you can fill in the new Zoo column.
7. Once you have completed that, I would recommend copying across the following columns to a new excel sheet for further analysis based on your specific project.
    a. observed_on
    b. user_login
    c. zoo
    d. scientific_name
    e. common_name

Any questions that do arise when working through this please feel free to get in touch with me at jessicameadows996@gmail.com . I am happy to help where I can!